

# Evaluations and Certificates

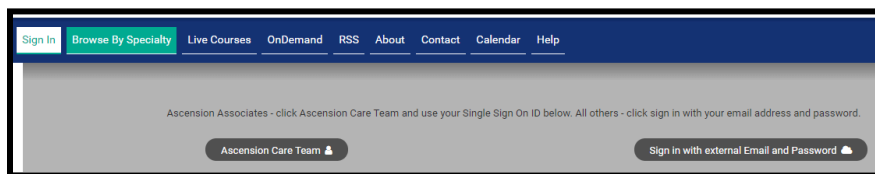
- [Resource](#)
- [Accessing Evaluations and Certificates on a Computer](#)
- [Accessing Evaluations and Certificates using Mobile App](#)

## Resource


- The Evaluation and Certificates feature allows users to access and complete activity evaluations. Once evaluations are completed, certificates of completed activities will be generated and the user has the ability to view and manage them.

## Accessing Evaluations and Certificates on a Computer

- Begin by accessing the Ascension Interprofessional Continuing Education (IPCE) site using the following web URL: <https://ascension-ce-cme.cloud-cme.com>
- Sign in to the Ascension IPCE site by clicking on Ascension Care Team and using your Single Sign On (SSO) or sign in with an external email.
  - All associates with an ascension.org email address can successfully log in by selecting **Ascension Care Team**.
  - All other domain email addresses will need to create an account by selecting **Sign in with external Email and Password**.



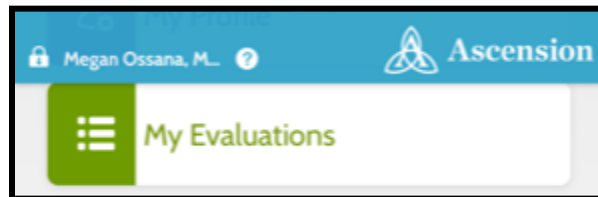
- Once logged into the attendee portal, select the **My CE/CME** button on the top right-hand side of the screen and select **Evaluations & Certificates**.



- Select **Complete Evaluation** to complete evaluations associated with an activity. Once completed, select **Download Certificate** to display the activity certificate. Users can download the PDF version of the certificate or email, if needed.
- *Certificates will remain visible to users in the attendee portal until the evaluation form either expires or is made inactive.*

## Accessing Evaluations and Certificates using Mobile App

- Download the free app if you have not already by accessing the the application link below:
  - **Apple iOS:** <https://itunes.apple.com/us/app/cloudcme/id624053130?mt=8>
  - **Google Android:** <https://play.google.com/store/apps/details?id=com.multiweb.checkin>
- After downloading the CloudCME® mobile app, open the application on your mobile device and use the organization code **Ascension-CE-CME**.
- When prompted, login using your Ascension SSO or the email address used to create your account in Ascension IPCE site.
- Select **My Evaluations** on the menu to begin reviewing any evaluation that needs to be completed. On the following screen, select **Activity Name** which will allow you to complete the evaluation.



- On the main menu, select **My Certificates** to access any certificate of completion.

