

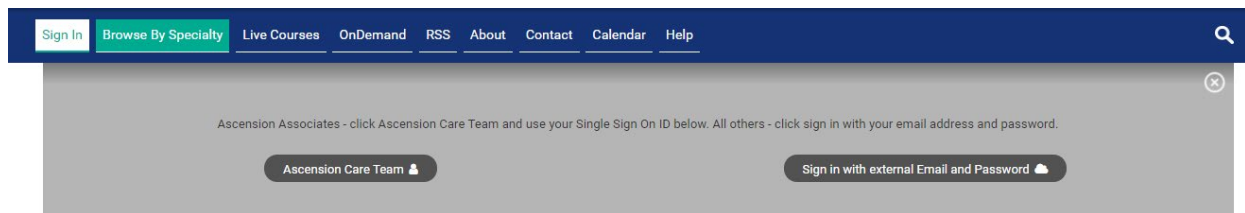
OnDemand

Resource: The OnDemand section allows users to access previously recorded activities at any time for the purpose of claiming continuing education credits. Once the content has been viewed users complete a test/attestation, an evaluations and the system generates a certificate.

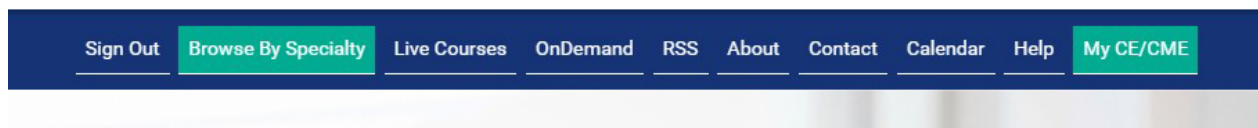
Accessing OnDemand on the computer: Begin by accessing the Ascension Interprofessional Continuing Education (IPCE) site using the following web URL:
<https://ascension-ce-cme.cloud-cme.com>

Sign in to the Ascension IPCE site by clicking on Ascension Care Team and using your Single Sign On (SSO) or sign in with an external email.

- All associates with an ascension.org email address can successfully log in by clicking **Ascension Care Team**.
- All other domain email addresses will need to create an account by clicking on the **Sign in with external Email and Password**.




Once logged into the attendee portal, click the **OnDemand** button on the top middle of the screen.



Once the desired activity has been located, click the green **Register** button.

Register

Details



Neonatal Grand Rounds: Neonatal Bartter Syndrome

ONLINE NEONATOLOGY INDIANA

Thursday, July 28, 2022, 12:00 PM - Friday, May 10, 2024, 1:00 PM EST
Online

Target Audience:
Specialties - Neonatal
Professions - Physician, Non-Physician, Physician Assistant, Pharmacist, Nurse, Social Workers, Advanced Practice Nurse, Other

Curriculum: Neonatology,
Credits: AMA PRA Category 1 Credits™ (0.50 hours), Non-Physician Attendance (0.50 hours), General Attendance (0.50

Click on the **Continue** button confirming you are logged in to the correct profile.

Select the appropriate **Registration Type**. If a promotional code was provided to you, enter it at this time and click Submit Code.

Click **Continue**.

- 1 Login
- 2 Registration**
- 3 Survey
- 4 Hosted Payment

Please select your registration type below.

Registration Type

- External Non physician - \$5.00
- Ascension Associates - \$0.00

If you have a promotional code for this meeting, please enter it below. Click the 'Submit Code' button to validate your code and reduce your registration fee. When your code has been validated you will see a red message telling you that the code has been applied.

Total price for your registration, including any promotional discount: \$ 0.00

Continue

[Return to Page 1](#)

OnDemand

Review and complete all required fields.

Click **Continue**.

1 Login 2 Registration 3 Survey 4 Hosted Payment

How did you hear about this conference? (Check all that apply) *

- | | |
|---|---|
| <input type="checkbox"/> Brochure/Other Printed Materials | <input type="checkbox"/> Website |
| <input type="checkbox"/> Email | <input type="checkbox"/> Internet Search |
| <input type="checkbox"/> Colleague | <input type="checkbox"/> Past participant |
| <input type="checkbox"/> Other | |

If Other was selected, please specify:

Video Completion Requirement *

- In order to claim CE for this OnDemand activity, you must complete the video during a single viewing, without interruption. Closing the video or exiting the window will cause the video to end, and you will have to re-start the video from the beginning.

➔ Continue

For \$0 fee registration types: Click Finish

1 Login 2 Registration 3 Survey 4 Hosted Payment

Please select a payment option below and then click "Finish" to complete your order.

Your registration is free. Please click the Finish button to complete your order.

➔ Finish

For registration types requiring payment: Select Pay by Credit Card and then click Finish.

1 Login 2 Registration 3 Survey 4 Hosted Payment

Please select a payment option below and then click "Finish" to complete your order.

Select Payment Method: *

Pay by Credit Card

➔ Finish

[Return to Page 1](#)

OnDemand

Complete the credit/debit card information fields.

Ensure the Billing Information that populated from your profile matches the information associated with the payment card.

Click **Pay Now**.

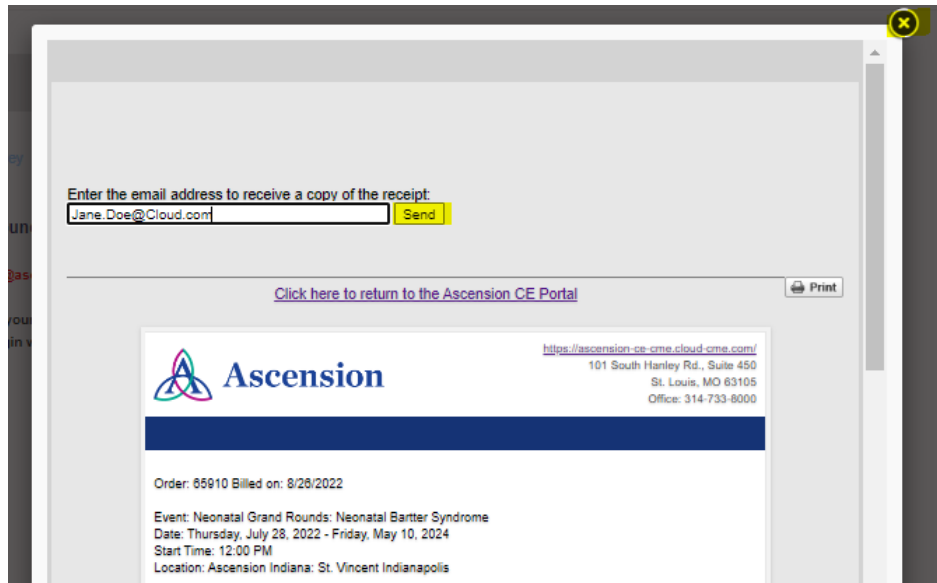
Order Information		* Required Fields			
Description: Neonatal Grand Rounds: Neonatal Bartter Syndrome					
Invoice Number: 65912					
Item	Description	Qty	Taxable	Unit Price	Item Total
47061	EventID: 9520 External Non physician	1	N	\$5.00 (USD)	\$5.00 (USD)
Total: \$5.00 (USD)					
Payment Information					
Card Number:	<input type="text"/> * (enter number without spaces or dashes)				
Expiration Date:	<input type="text"/> * (mmyy)				
Billing Information					
Customer ID:					
First Name:	<input type="text" value="Jane"/>	Last Name:	<input type="text" value="Doe"/>		
Company:	<input type="text"/>				
Address:	<input type="text" value="123 Main Street"/>				
City:	<input type="text" value="New York"/>				
State/Province:	<input type="text" value="NY"/>	Zip/Postal Code:	<input type="text" value="10001"/>		
Country:	<input type="text"/>				
Email:	<input type="text" value="Jane.Doe@Cloud.com"/>				
Phone:	<input type="text"/>				
Fax:	<input type="text"/>				
Shipping Information					
<input type="checkbox"/> Copy Billing Information to Shipping Information					
First Name:	<input type="text"/>	Last Name:	<input type="text"/>		
Company:	<input type="text"/>				
Address:	<input type="text"/>				
City:	<input type="text"/>				
State/Province:	<input type="text"/>	Zip/Postal Code:	<input type="text"/>		
Country:	<input type="text"/>				
<input type="button" value="Pay Now"/>					

[Return to Page 1](#)

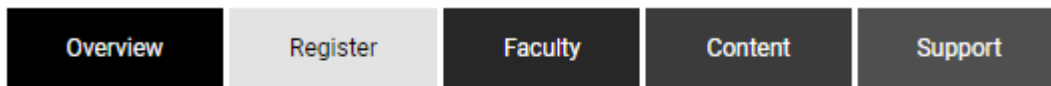
OnDemand

Click **Send** to send yourself a copy of the receipt.

Click the “x” to close the window.

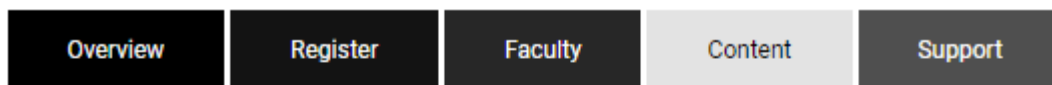


Click the **Content** tab at the top of the screen.




1 Login 2 Registration 3 Survey 4 Hosted Payment

Click **LAUNCH VIDEO**.



Neonatal Grand Rounds: Neonatal Bartter Syndrome

 LAUNCH VIDEO

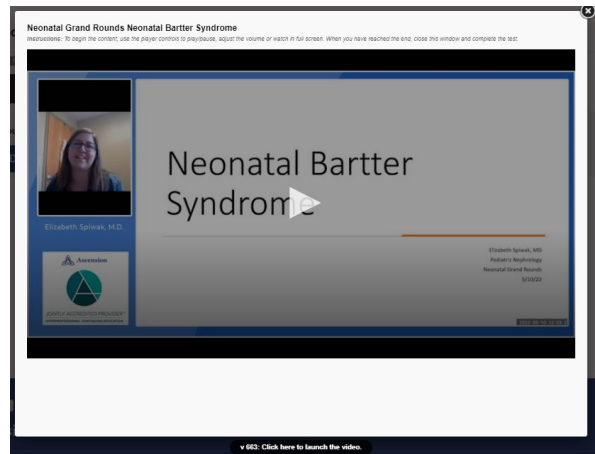
 POST-TEST

[Return to Page 1](#)

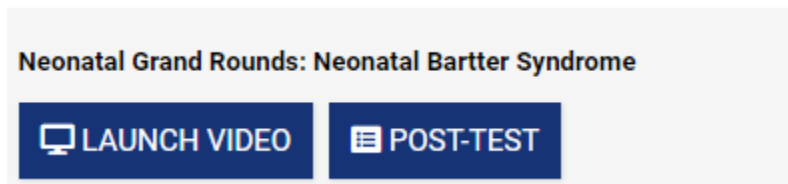
OnDemand

The video will start in a new pop-up window. Click the play button at the center of the video.

Once the video has played to completion, click the “x” at the top of the window to close the screen.



You can now click **POST-TEST**.



Complete the post-test and click **Complete Evaluation**.

[Return to Page 1](#)