

Syllabus

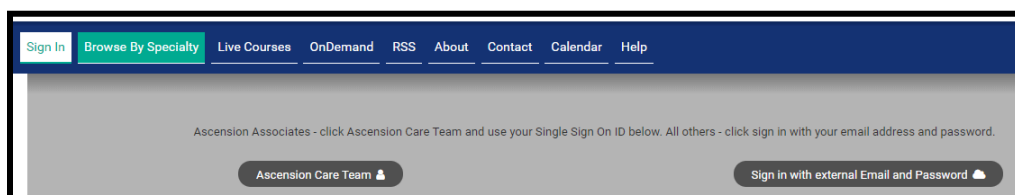
- [Resource](#)
- [Accessing Syllabus from a Computer](#)
- [Accessing Syllabus from the Mobile App](#)

Resource


- The **Syllabus** feature allows users to view the syllabi for activities as well as view any presentations available.

Accessing the Syllabus from a Computer

- Begin by accessing the Ascension Interprofessional Continuing Education (IPCE) site using the following web URL: <https://ascension-ce-cme.cloud-cme.com>
- Sign in to the Ascension IPCE site by clicking on Ascension Care Team and using your Single Sign On (SSO) or sign in with an external email.
 - All associates with an ascension.org email address can successfully log in by clicking **Ascension Care Team**.
 - All other domain email addresses will need to create an account by clicking on the **Sign in with external Email and Password**.



- Once logged into the attendee portal, select **My CE/CME** on the top right-hand side of the screen and then choose **Syllabus**.



- After presentations have been uploaded and published for an activity, the syllabus can be viewed by registered attendees or attendees who have been added to the roster.

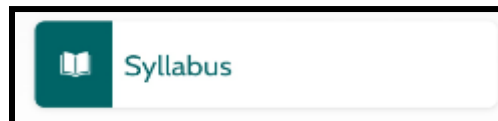
- The syllabus screen will display the activity date, the activity name and syllabus.

Syllabus		
Date	Activity	View Syllabus
7/15/2020	1st Annual Echocardiography Symposium	Syllabus

- After selecting the blue **Syllabus** button, the activity agenda will display on your screen. If the activity spans multiple days, you can click on the tabs to toggle and view the agenda for each day.
- If a presentation title shows as a link, you can click on the link to view the document. You can view the PDF version of the presentation to print or download.

Accessing the Syllabus from the Mobile App

- Download the free app if you have not already by accessing the the application link below:
 - **Apple iOS:** <https://itunes.apple.com/us/app/cloudcme/id624053130?mt=8>
 - **Google Android:** <https://play.google.com/store/apps/details?id=com.multiweb.checkin>
- After downloading the CloudCME® mobile app, open the application on your mobile device and use the organization code **Ascension-CE-CME**.
- When prompted, login using your Ascension Single Sign On (SSO) or the email address used to create your account in the Ascension IPCE site.
- Select **Syllabus** to access any published syllabi for activities you are registered for.



- A list of presentations that are available will display on the following screen. After you select a presentation, use the slide viewer to review individual slides. Select **Notes** to open up a panel to allow for text. Use your finger to annotate and/or draw on the slides. Select **Save Notes** when completed.