

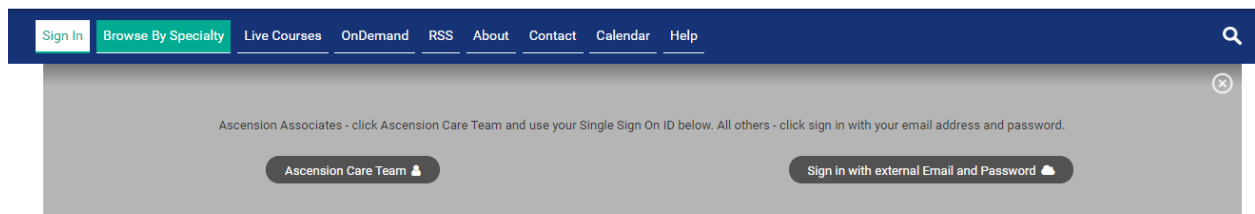
Tests

- [Resources](#)
- [Accessing Tests](#)
- [Pre and Post Tests](#)
- [Tests Results](#)

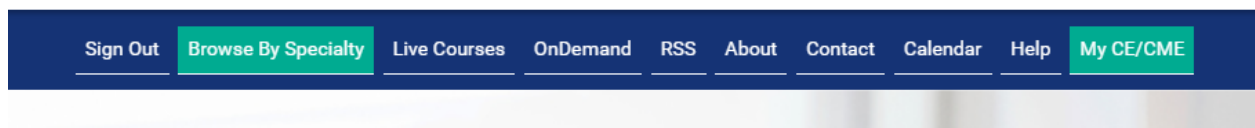
Resources: The tests section allows users to access activity content such as PDFs, access activity tests and view their tests results.

Accessing Tests: Begin by accessing the Ascension Interprofessional Continuing Education (IPCE) site using the following web URL: <https://ascension-ce-cme.cloud-cme.com>

Sign in to the Ascension IPCE site by clicking on Ascension Care Team and using your Single Sign On (SSO) or sign in with an external email.



Once logged into the attendee portal, click the **My CE/CME** button on the top right-hand side of the screen.

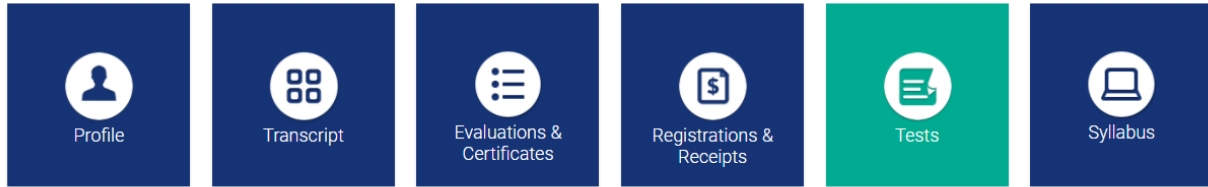


Tests

Select the **Tests** button on the next screen.

My CE/CME

Instructions: Click a button to proceed.



Pre and Post Tests: Depending on the activity requirements, select the pre-test or the post-test to begin completing.

Tests

Show Completed Tests:

Allergies and You

Participation Attestation

Post-Test

Improving the Quality of Patient Outcomes

Overview of Quality Patient Outcomes

This is an overview of quality patient outcomes.

Pre-Test

Post-Test

Tests Results: Once you have completed the activity test, the button will update to “Test Complete.” Click on the show completed tests checkbox at the top of the screen to view the results.

By selecting the **Test Results** button, a new screen will appear and will display the results. The test summary will provide the test questions, percentage of correct answers and the percentage of change between a pre and post test, if applicable. Each test question will be displayed whether it was answered correctly and the correct answer choice. Test results can be printed or downloaded, based on your preference.

[Return to Page 1](#)